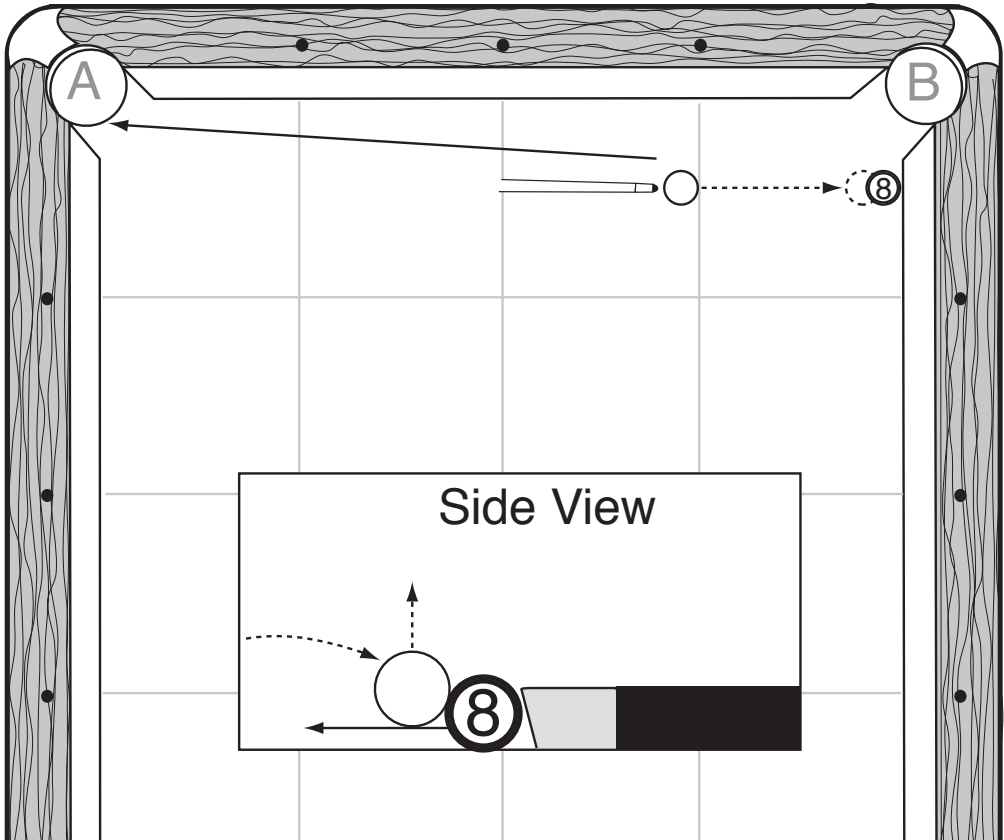
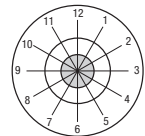
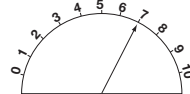


Mike's Jump Bank



SUR: 2.0
EXR: 3.5
MSR: 80%
LMS

MMS
Video



I eventually figured out how to make the bank in the previous shot with the cue ball. The trick is to hit the 8-ball a little below center. Elevate your cue about 30-35 degrees for a jump shot. If the cue ball hits too high on the 8-ball, it will fly off the table. Use a hard stroke. The cue ball will jump almost straight up about 12-18 inches depending on how hard you hit the shot. The 8-ball will travel under the flying cue ball and into the opposite corner pocket. Once you've perfected this bank, you can add to it by catching the cue ball with your left hand. Lefties will naturally be better off catching it in their right hand unless they don't mind first throwing their cue aside after shooting the shot. I'm just joking. Lefties should play the shot into Pocket B from the opposite side of the table.