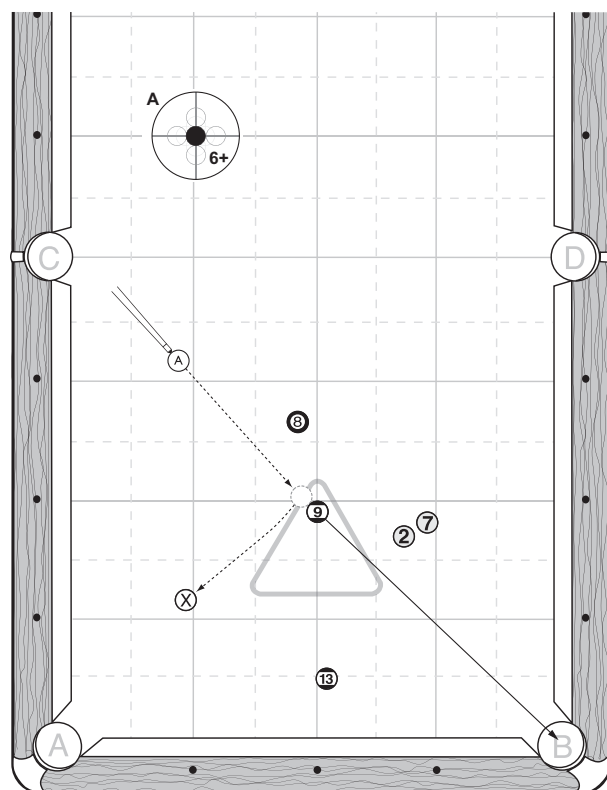
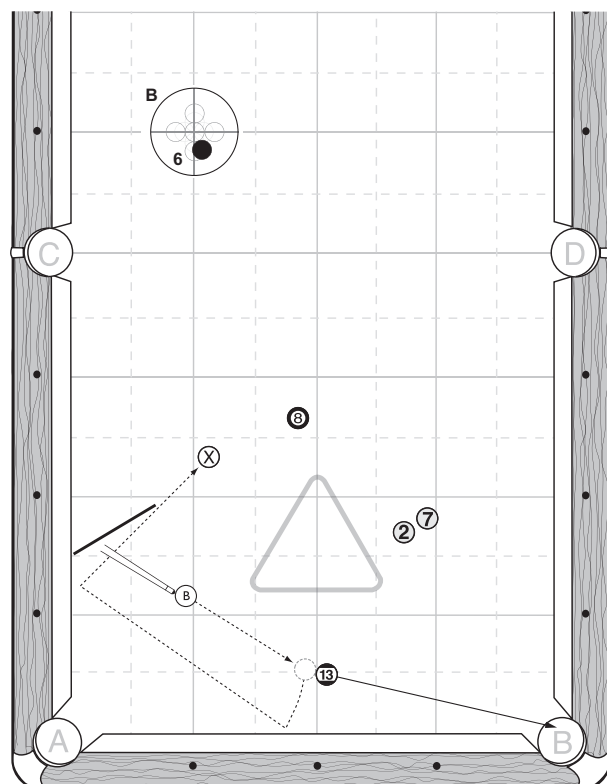


## 14 – The BB/KB Double Play – Mike Sigel (TB)



Sigel's textbook pattern is easy to decipher using EP. The 2 and 7 balls are side-by-side BBs/KBs, which is a strong position for the close. The 9 is the first shot, and it leads directly to the 13 near the end rail, which is the key to making this pattern work!

The 8, if played into Pocket D, is well placed for getting on the closing pair, and the 13 offers a very playable route to it. Staying above the 13 provided Sigel with a two-rail route to the 8 in which the cue ball traveled almost directly at it. With position on the 8, Sigel was free to focus on the fine points in the close that can lead to perfect shape on the BB.



**B4:** A well played stun shot on the 9 put Sigel in good position for the B3(13).

**B3(TBS/LB):** A textbook two-rail route positioned Sigel for the 8 in the side.

**K2:** Sigel slid the cue ball over with finesse for excellent shape on the KB(2). "Now he can elect to use either one of these balls as a break shot. It just depends on which one he wants to play," said Bill Staton

**KB:** Sigel had a perfect angle (23 degrees) for this stun shot into the rail and out.



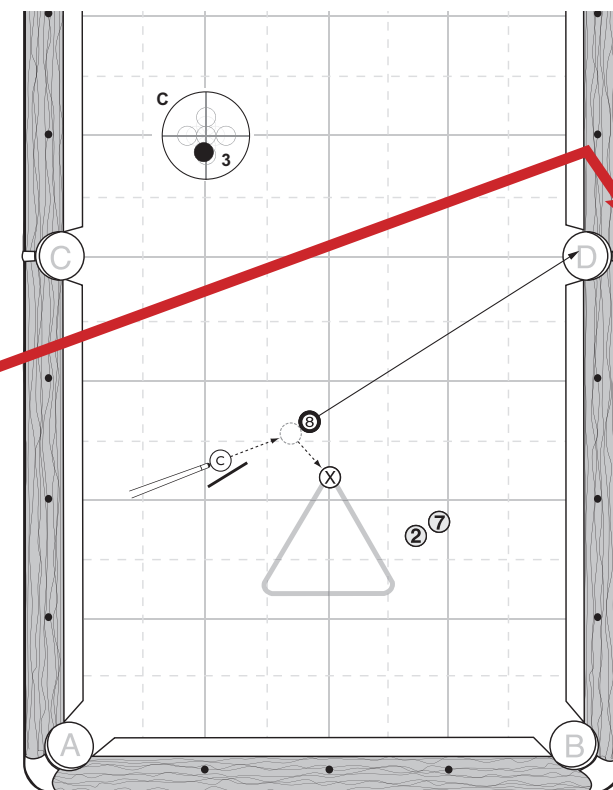
Click to play the Pattern

Lessons for your game

How to run the balls

Alternate patterns for you to practice

Shot-by-shot analysis



**BB:** This was a very playable BB though it would have been better if the cue ball had rolled another six inches.

### LESSON: The Zone for Two Break Balls

Two balls side-by-side in position for a break shot in the closing stages of a rack typically gives you a huge margin for error on the KB. Still, this is no reason to get complacent with your position play.

**ALT:** 9(B), 13(B), 8(D), 7(B), 2(B)

This one features a minor revision to Sigel's excellent pattern: this time the 7 is the KB and the 2 is the BB. See if you can use it to get better position on the BB.

### DVD Fine Points (3.5)

**B3:** This superb two-rail route is worth a close study.

**K2(1):** Sigel quickly conducted a position check for the his shape on the key ball.

**KB:** Watch Sigel's face as he plays this stun/follow shot – he is an excellent study in concentration! Now imagine how your game could benefit if you followed each shot with his intensity.

Cool things to look for

