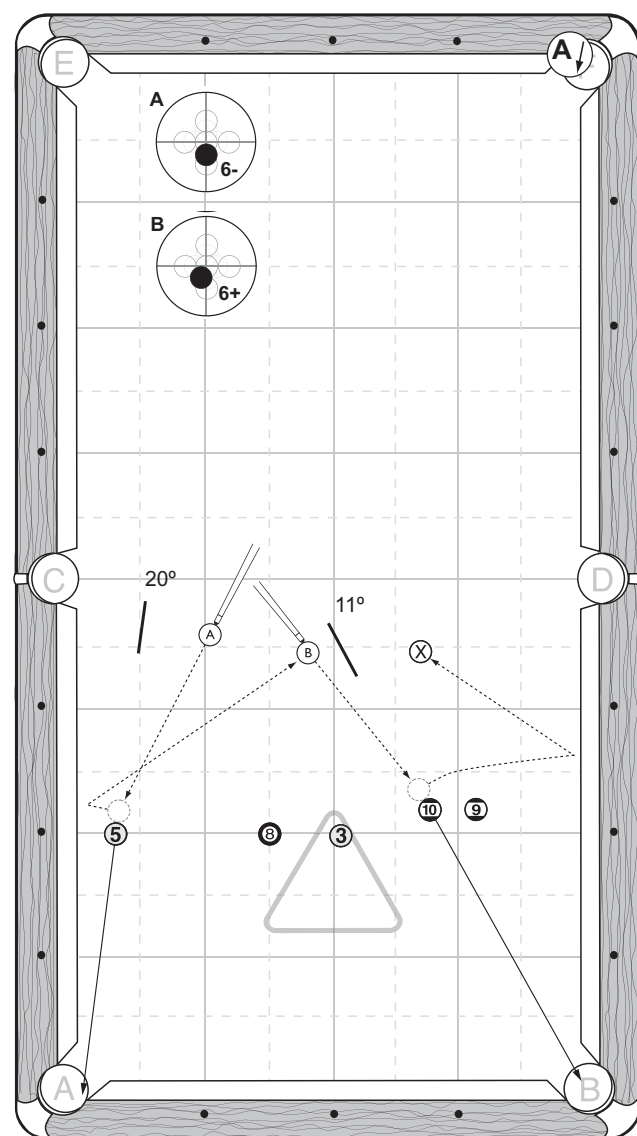


## 39 – Assessing the Line Up – Min-Wai Chin

(TB)



Five balls are in a line across the table, and three of them are potential break balls – so numerous patterns must surely be available! When you have multiple options, look for the best BB *and* the best pattern. Hopefully they will coincide. In this case, the 8 is the best BB, and a KB(the 3) is close by. On top of this, two possible K2s (the 9 and the 10) are adjacent to the 3!

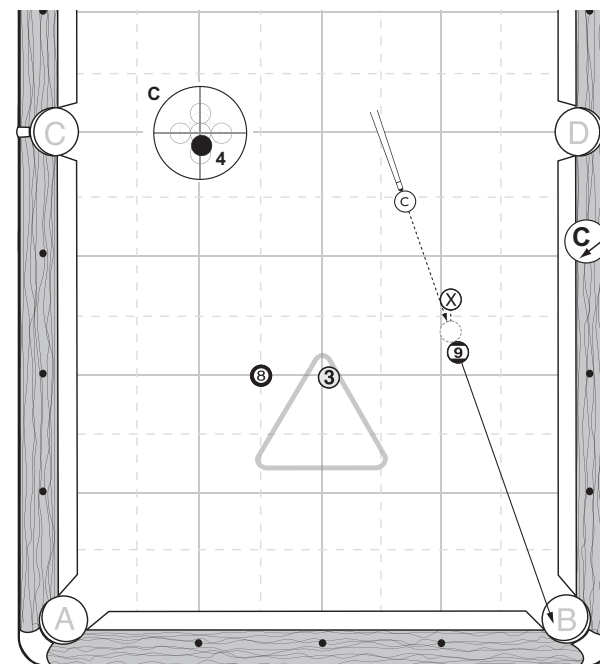
The 5 is the linking ball to the closing pattern, so it goes first. Before shooting it, however, a big decision should be made: Which is the B3, the 9 or 10, and which is the K2? It is easier to get on the 9 using the 10 than vice versa, and there is a bigger zone for the 9, so the 10 follows the 5. Now it is about execution. Chin, a master of the cue ball, ended up with perfect shape on the BB as expected.

**B4(TBS/LB):** Chin got rid of the useless 5 ball, setting himself up for the rest of the runout.

**B3:** His shallow cut on the B3(10) allowed him to shoot into the rail and out for a straight-in shot on the K2(9).

**K2:** Excellent shape pays dividends – Chin only needed to draw three inches from short range for perfect shape on the KB(3). “I like what he did. He walked around the table and he took a look at the angle he needed to be on coming off the 3. That’s playing really meticulously,” said Incardona.

**KB:** A precise draw/stun shot (speed 5+) put him in excellent position for the BB.



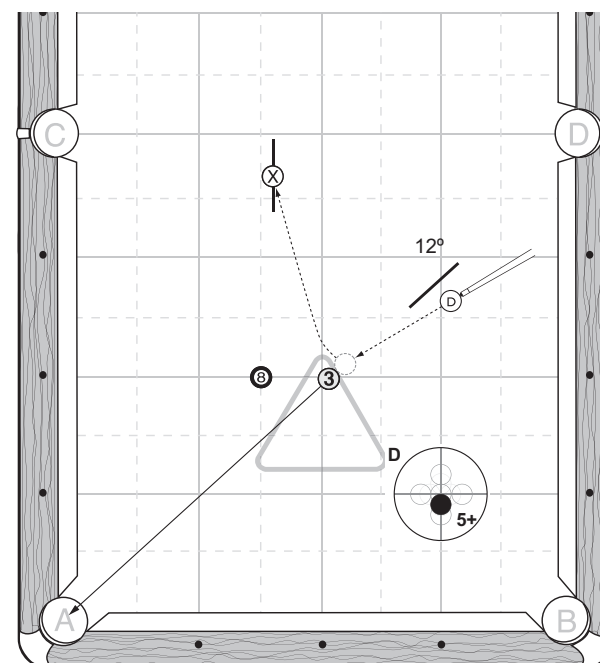
**BB:** The cue ball is straddling the Break Line, which is an excellent place for this BB.

**LESSON: Stay Above the Balls**

When your closing balls are about two diamonds up from the end rail, simplify your run by keeping the cue ball above them using no-rail and one-rail position plays.

**ALT:** 5(A), 8(B), 3(B), 9(B), 10(B) or 5(A), 8(B), 3(B), 10(B), 9(B)

These are decent patterns, and right handed players might prefer to break from the opposite side.

**DVD Fine Points (4.5)**

**B4(1):** This pound shot (speed 6-) is a lesson in matching the angle with your speed of stroke for precision position.

**K2(1):** Here is a close up of a finesse draw shot.

**KB:** This overhead shows Chin’s straight and firm stroke (speed 5+) on this shallow angled stun/draw shot.