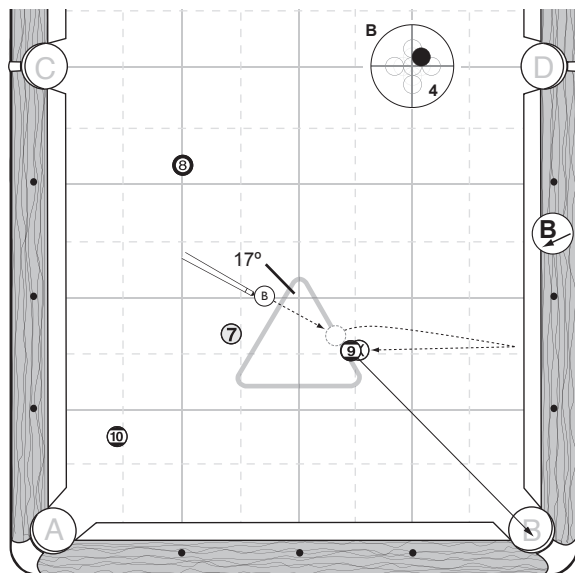
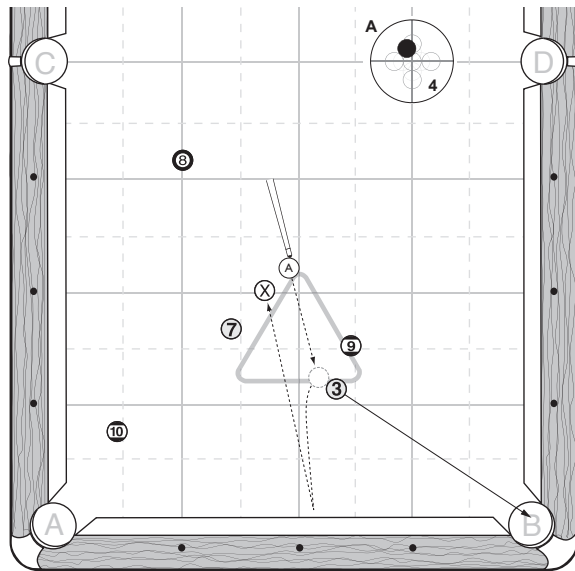


85 – K2 with a Huge Zone – Thorsten Hohmann

(TB)



sition for a K2.

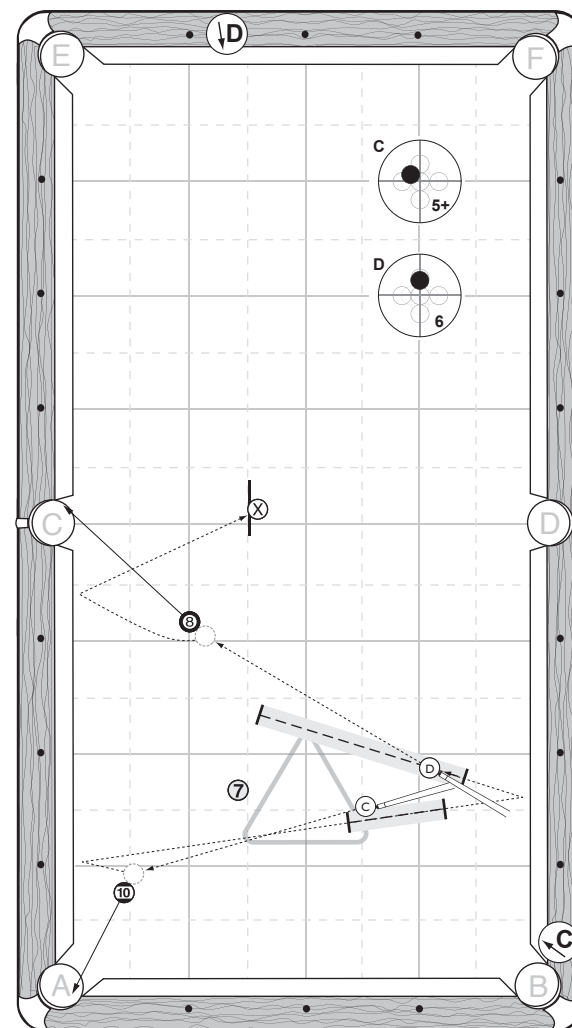
K2(TBS): Hohmann would have had a plausible shot on the KB(8) anywhere within those two huge zones! The keys were controlling the cue ball's path off the first rail and avoiding contact with the BB.

The 7 is the BB. The 8 is close to where you'd want the cue ball for the break shot, so it works as a KB even though it's almost a diamond below the side pocket. The 7 blocks the 10, so the first shot must be the 3 or the 9. The 9 is better positioned as the K2, so that's possibly why Hohmann chose to shoot the 3 first. However, if that were the case, then he made a big error in getting hooked behind the 7 when playing position on the 10.

Here's another scenario: He purposefully played the 3 and 9, and saved the 10 for an unusual, but highly effective K2! The proof is the huge zone he had for getting on the 8, and his excellent shape on the BB!

B4: Hohmann began by eliminating the 3 ball. His one-rail position play sent the cue ball behind the 7, so he played the 9 next, either by accident or by design.

B3: Hohmann's follow shot to the side rail and out on the 9 led to excellent shape on the 10 ball, which is in an unusual po-



KB: His K2 set him up for an ideal route on the 8 into the rail and out for the BB.

BB: The cue ball is married to the break line, which is just right with the BB this close to the rack.

LESSON: A Multiple Option KB

When the KB is below the side pocket and you are cutting towards the near side rail, you will probably have several options for getting on the BB just the way you like it – thin or shallow, and close to the BB or further up table.

ALT: 9(B), 3(B), 10(A), 8(C),
7(A)

This pattern requires very little cue ball movement on the first two balls, and a precise route from the 10 to the KB(8).

DVD Fine Points (3.5)

B4: This is a good side view of

a long stretch shot. Hohmann insured the accuracy of the shot by using a two inch stroke.

B3(1): Hohmann strolled to the other side of the table for a look at his position zone for the K2.

K2(1): This well played route showcases Hohmann's piston like short stroke. It is worth a look in slow motion.

KB(1): Hohmann scoped out his angle on the BB from the end rail before playing his KB into the side pocket.